

Welcome  
**MESSAGE**  
from Organizing Chairman

Dear Colleagues and Friends,

It gives us great pleasure to invite you to attend the 11th Asian Federation of Societies of Ultrasound in Medicine and Biology (AFSUMB) Congress which is to be held in Kuala Lumpur, Malaysia. The members of the Malaysian Society for Ultrasound in Medicine (MSUM) feel honored to be given the opportunity to play host to this important scientific congress.

In line with the objectives of the AFSUMB, this congress is held once in two years in various countries of Asia, to promote ultrasound education. The congress provides a platform to share basic knowledge and current advances in the field of ultrasound among the participants. It also allows for networking among the member countries which in turn results in continued promotion of better ultrasound imaging and patient care.

The theme of the 11th congress is 'Clinical Excellence with Ultrasound'. The congress will have a day of pre congress workshops which will be held in various hospitals in Kuala Lumpur. The main congress which will be on 30th October to 1st November will be held in the world class Kuala Lumpur Convention Centre.

The program is designed to accommodate both the needs of new members to the fraternity who are looking for basic knowledge as well as those interested in knowing current development in the field of ultrasound. The lectures will be

**"Clinical Excellence with Ultrasound"**

**29<sup>th</sup> Oct 2014** (PRE CONGRESS WORKSHOPS)  
• University Malaya Medical Centre • Hospital Kuala Lumpur • Hospital Ampang  
**30<sup>th</sup> Oct - 1<sup>st</sup> Nov, 2014**  
• Kuala Lumpur Convention Centre (KLCC)

presented by leading speakers of the Asian region. In addition, we have opened a session to encourage young stars in the field to present their papers. The best presentations will be rewarded appropriately. There will also be sessions solely for cases discussions with leading experts on identified days where participants may bring up cases for discussion.

Apart from the scientific program, there will be arrangements made for local sightseeing tours and shopping trips. As 2014 is also the 'Visit Malaysia Year', we hope that overseas participants will take time off to bring their family for a wonderful time in Malaysia; 'truly Asia'. Those who wish assistance in making additional arrangement may contract us directly by e mail.

We look forward to your participation in the 11th AFSUMB Congress to make it a successful one. And we assure you that you will return with fond memories.

**Dr. T P Baskaran**  
Chairman  
Congress Organizing Committee



**Organising Committee**

Organising Chairperson	Dr TP Baskaran
Scientific Committee	Dr TP Baskaran (Chairperson) Dr Anushya Vijayanathan (Co-Chairperson) Dr AmirFuad bin Hussain Dr Fatimah Moosa
Contributors to Scientific Program	Dr Raman Subramaniam Dr S.Suresh Dr Evelyn Ho Prof John George
Business Manager	Dr Anushya Vijayanathan Sister Ooi Soh Kin
Pre Congress Workshops	1) <b>Vascular (UMMC)</b> Dr Anushya Vijayanathan 2) <b>Obstetric Doppler (MHKL)</b> Dr Vijayan Dr Wong Yen Shi Dr Nurzawani Zakaria 3) <b>Gynaecology (Ampang)</b> Dr Muralitharan Dr Sharmina Kamal
Members	Dr Hoo Mei Lin Dr Tan Gaiklmm Dr Loh Huey Wen Dr Tan Cheng
Publicity/ Souvenir booklet	Dr Janani Sivanathan Dr JL Priya Lakshminarayanan PPK Baskaran
Trade Exhibition Manager	Dr Tan Gaiklmm Dr Dian Farhana Staff Nurse Aishah Yong
Registration	Dr Udhaya Moothy R Dr Norizzah Abdul Razak KUP Rohani
Floor Manager	Dr Tan Gaiklmm Dr Loh Huey Wen MA Wan Khairuzan
Social Programme	Dr Hoo Mei Lin Dr Norizzah Abdul Razak
Free Communications/ Paper Presentations	Dr Ramadas a/l Rajagovallu Dr Nurzawani Zakaria
IT	Dr Tan Cheng PPK Baskaran
Transport/ Accomodation	Dr Loh Huey Wen Dr Azreen Zulaikha Binti Zulkifli Staff Nurse Aishah Yong

Invited **SPEAKERS**

**Australia**

Hans Peter Dietz

**Bangladesh**

Kanu Bala

**Hong Kong**

Kwok Yin Leung

**India**

Arun Kinare  
Bhupendra Ahuja  
Chander P. Lulla  
Indrani Suresh  
Jyoti Chaubal  
Mala Sibal  
Nithyakalyani G  
Nitin Chaubal  
S Suresh  
Shantala Vadeyar  
Sudheer Gokhale

**Indonesia**

Binarwan Halim  
Daniel Makes  
H. Sidharta

**Japan**

Iwaki Akiyama  
Masatoshi Kudo  
Nobuyuki Taniguchi

**Malaysia**

Alex Tang Ah Lak  
Ahmad Faizal  
Anwar SM Arshad  
Evelyn Ho  
Jamiyah Hasan  
Japaraj Robert Peter  
John George  
Lee Say Fatt  
Raman Subramaniam  
Ravichandran Jeganathan  
T P Baskaran

**Pakistan**

Musarrat Hasan

**Singapore**

Gervais Wan Sai Cheong

**South Korea**

Dong Guk Paeng  
Seung Hyup Kim  
Won Jae Lee

**Taiwan**

Ching-Chang Hsieh  
Pai-Chi Li  
Tsang-Tang Hsieh  
Yi-Hong Chou

**Thailand**

Wilaiporn Bhothisuwan

**Tunesia**

Hassen A Gharbi

**"Clinical Excellence with Ultrasound"**



**"Clinical Excellence with Ultrasound"**

**29<sup>th</sup> Oct 2014** (PRE CONGRESS WORKSHOPS)  
• University Malaya Medical Centre  
• Hospital Kuala Lumpur • Hospital Ampang  
**30<sup>th</sup> Oct - 1<sup>st</sup> Nov, 2014**  
• Kuala Lumpur Convention Centre (KLCC)

On line registration available at  
<http://www.afsumb2014.com>

2nd Announcement



The 11th Congress of the Asian Federation of Societies for Ultrasound in Medicine and Biology



IMPORTANT DATES	
Deadline for Abstract Submission	<b>31 Aug 2014</b>
Author Notification Deadline	<b>25 Sep 2014</b>
Registration Early Bird Deadline	<b>31 Aug 2014</b>
Pre-Congress Workshop	<b>29 Oct 2014</b>
Main Conference	<b>30 Oct - 01 Nov 2014</b>

Organized by **Asian Federation Of Societies for Ultrasound in Medicine and Biology (AFSUMB)** Supported by **Malaysia Society for Ultrasound in Medicine (MSUM)**





29th October 2014 (Wednesday)

## Workshop 1 Vascular

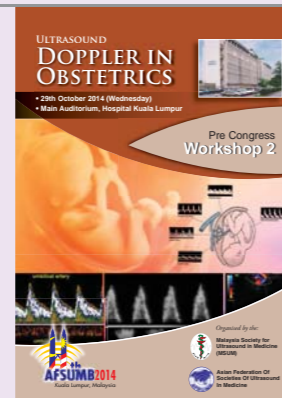
Time	Workshop Programme
0830 - 0900	Registration
0900 - 0930	Basics of Doppler
0930 - 1000	Venous Doppler - Thromboses
1000 - 1030	Varicose veins - Diagnosis and Management
1030 - 1100	TEA BREAK
1100 - 1130	Lower Limb Artery Doppler
1130 - 1200	Carotid and Vertebral Arteries
1200 - 1230	Upper Limb Arteries and AV Fistulas
1230 - 1300	Renal Doppler - Normal and Transplanted Kidney
1300 - 1400	LUNCH
1400 - 1630	Demo and case discussion



**Venue** University Malaya Medical Centre **Invited Speaker** Dr. Nitin Chaubal (MUMBAI), Dr. Sudheer Gokhale (INDORE)

## Workshop 2 Doppler in Obstetrics: Techniques, interpretation, analysis and decision making


Time	Workshop Programme
0700 - 0800	Registration
0800 - 0845	Fundamentals of Doppler and Principles of Interpretation
0845 - 0915	Feto-Placental Vascular Unit : Anatomical & Physiological Consideration
0915 - 0945	Doppler in the first trimester : A reality check
0945 - 1000	Q&A
1000 - 1030	TEA BREAK
1030 - 1130	Live Demo 1
1130 - 1200	Doppler in IUGR : Techniques and Interpretation
1200 - 1230	Case based discussion on Doppler
1230 - 1300	Fetal Venous Doppler
1300 - 1400	LUNCH
1400 - 1430	Vascular anomalies in the fetus
1430 - 1500	Doppler in Multiple Pregnancy
1500 - 1530	Role of Colour Flow in Fetal Anomaly
1530 - 1700	Live Demo 2



**Venue** Hospital Kuala Lumpur **Invited Speaker** Dr. S Suresh (CHENNAI), Dr. Indrani Suresh (CHENNAI), Dr. Shantala Vadeyar (MUMBAI)

## Workshop 3 Gynaecological Ultrasound

Time	Workshop Programme
0700 - 0800	Registration
0800 - 0900	Transabdominal vs Transvaginal scans
0900 - 0930	The uterus: normal and common anomalies
0930 - 1000	Assessment of the ovaries
1000 - 1030	TEA BREAK
1030 - 1130	Live Demo 1
1130 - 1200	Uterine pathology
1200 - 1230	Ovarian Pathology
1230 - 1300	Scanning the Cervix
1300 - 1400	LUNCH
1400 - 1500	Live Demo 2
1500 - 1530	Pathology of the adnexae
1530 - 1600	The acute pelvis
1600	Live Demo 3



**Venue** Hospital Ampang **Invited Speaker** Dr. Jyothi Chaubal (MUMBAI), Dr. Mala Sibal (BANGALORE), Dr. Nithyakalyani G. (CHENNAI)

30th October 2014 (Thursday)

0800-0915	<b>Plenary One:</b> <b>Doppler In Gynaecology</b>
0915-1030	Opening Ceremony
1030-1100	COFFEE BREAK
1100-1300	<b>Abdominal</b> Ultrasound In The Diagnosis Of Bowel Obstruction Pitfalls Of Abdominal Ultrasound Ultrasound Of The Fatty Liver Shearwave Ultrasound Vs Fibroscan In The Liver Fibrosis Ultrasound Of Gall Bladder Pathology <b>Genito-urinary Ultrasound</b> Ultrasound Of The Urinary Bladder Imaging In Female Urinary Incontinence Imaging In Pelvic Organ Prolapse Ultrasound Imaging Of Anorectal Dysfunction Imaging Of Slings And Meshes <b>Women Imaging (Fetal Scan)</b> Fetal Cardiac Screening : A Guide Based Approach Diagnosis Of Tetralogy Of Fallot Cardiac Rhabdomyoma: Antenatal Diagnosis And Outcome Anomalies In The 4 Chamber View The 3 Vessel View : Revisited

1300-1400	LUNCH & TALK
1400-1530	<b>General Us</b> Evaluation Of The Prostate For Prostate Cancer : Is Trus Useful? The Diagnosis Of Pneumoperitoneum On Ultrasound Ultrasound Of The Testis Ultrasound Of Preitoneal Spaces <b>Interventional</b> Ultrasound Guided Interventions: Tips And Pitfalls Ultrasound Guided Vascular Access Ultrasound Guided Spinal Intervention Us Guided Liver & Renal Biopsy: How Do I Manage Intra-procedural Bleed <b>Women Imaging (Fetal)</b> Cystic Lesions Of The Brain Fetal Infection Midtrimester Oligohydramnios Identifying And Management Of Fetal Anaemia

1530-1700	<b>Head &amp; Neck</b> Normal Anatomy And Us Technique Benign And Malignant Thyroid Lesion Miscellaneous Neck Lesion
-----------	---

	<b>General Ultrasound</b> Characterisation: Solid And Cystic Renal Masses Evaluation Of The Transplanted Kidney Renal Paraneurial Disease Renal Doppler : What's New In 2014
--	--

	<b>Women Imaging (Breast)</b> Abus Vs Hand Held Ultrasound Full Algorithm : Diagnosis Of Cystic Lesions Of The Breast
--	---

1900-2200 **FACULTY DINNER**

*The programme is subject to minor changes.*



31st October 2014 (Friday)

0800 - 1030	<b>Plenary Two:</b> <b>Imaging the Pelvic Floor:</b> <b>The hidden cost of vaginal childbirth</b> <b>Ultrasound Principles</b> Elastography basics to VTIQ Ultrasound vs MRI examination in MSK Understanding artefacts in abdominal scanning Ultrasound vs other modalities of the abdomen <b>Ultrasound Safety</b> Biological effect of tissue exposed to ultrasound with acoustic radiation force Diagnostic Ultrasound Safety: Elasticity Imaging as an example
-------------	---

1030 - 1100	COFFEE BREAK
1100 - 1230	<b>Paediatrics</b> The paediatric alimentary tract The neonatal brain The neonatal and paediatric hip Ultrasound of Paediatric Ocular Diseases Paediatric Urinary Tract

	<b>Abdominal Ultrasound</b> Panoramic View: role in abdominal scanning The spleen : Incidental lesions Ultrasound in Portal Hypertension Fusion imaging for treatment guidance of hepatic tumours Ultrasound of the fatty liver Malignant Liver mass
--	--

	<b>Women Imaging (Gynaecology)</b> Primary Amenorrhoea Abnormal uterine bleeding in different age groups US in ambiguous genitalia Fibroid versus adenomyosis : US vs MRI Endometriosis: Maximizing information through ultrasound The polycystic ovaries
--	---

1230 - 1400 **FRIDAY PRAYER AND LUNCH TALK**

1400 - 1530	<b>MSK</b> Basic principles of MSK ultrasound Ultrasound of the wrist and hand Ultrasound of the shoulder - tips and tricks Ultrasound of the foot and ankle Knee ultrasound with MRI correlation
-------------	--

	<b>Interventional</b> Breast Biopsy : Overview and How do I do it The simple ovarian cyst: aspirate or operate? Role of injectables for tendinosis and muscle injury : an update Unexpected role of intervention in gen use Interventional and contrast enhanced EUS for pancreatobiliary disease
--	--

	<b>Women Imaging (Fetal Scan)</b> Fetal Thoracic lesions Novel use of high frequency linear transducer in obstetrics First trimester anomalies Holoprosencephaly : did you miss it? Lethal skeletal dysplasia
--	--

1530 - 1700	<b>Emergency Ultrasound</b> Emergency Department Trauma Ultrasound (EDTUS) Emergency Department Medical Ultrasound (EDMUS) Ultrasound in Obstetric Emergencies
-------------	---

	<b>Free Paper Presentation</b> <b>Women Imaging (Breast)</b> Benign breast masses Ultrasound features in breast carcinoma Breast abscess : management protocol Breast elastography
--	---

1800 - 2200 **GALA DINNER**

*The programme is subject to minor changes.*

1st November 2014 (Saturday)

0800-1030	<b>Plenary Three:</b> <b>New directions in Ultrasound Development /</b> <b>Getting sued for scanning: Medicolegal</b> <b>issues related to Ultrasound Imaging</b>
-----------	--

	<b>Contrast Ultrasound Guidelines</b> WFUMB guideline for contrast enhanced US CEUS in focal liver lesions : current status Contrast Sonovue Imaging CEUS in Gynaecology
--	--

	<b>AFSUMB Education Meeting</b> Activities of WFUMB Centres of Excellence Ultrasound education in different Asian countries AFSUMB Education activities
--	--

	<b>Women Imaging</b> Placenta : diagnostic criteria of the adherent placenta Fetal Surveillance in Twins Diagnosis and management of Hydrops fetalis More than 3V to the umbilical cord
--	---

1030-1100 **COFFEE BREAK**

1100-1300	<b>General Ultrasound</b> Ultrasound in Erectile dysfunction Scan in Scrotal pain Ultrasound in Male Infertility The appendix Ultrasound of the Pancreas
-----------	---

	<b>Neck Ultrasound</b> High Resolution Sonography of Non Thyroidal Neck Masses Thyroid ultrasound findings in children in Japan Ultrasound of the salivary glands Elastography in Neck masses Interventions in the neck: Technique and complications
--	---

	<b>Women Imaging (Reproductive medicine)</b> Congenital anomalies of the uterus: role of 3D Identifying endometrial receptivity : B mode and Doppler Identifying Ovarian reserve Saline infusion sonography: a worthwhile screening tool Folliculogram Ultrasound of the Fallopian Tubes
--	--

1300-1400 **LUNCH & TALK**

1400-1700	<b>Plenary Four</b> Characterisation of adnexal mass: how far can we go? Lower limb DVT : what about the calf?
-----------	--

1530 **CLOSING CEREMONY**

**COFFEE BREAK**

*The programme is subject to minor changes.*





# Registration Form

Name .....

Institution .....

Correspondence Address .....

Mobile ..... Fax .....

E-mail .....

## Registration Fee:

	Early Bird (Before 31st August 2014)	Till 25th October 2014	After 25th October 2014 or On site
Local Participant	RM150.00	RM200.00	RM250.00
Overseas Participant	USD70.00	USD100.00	USD125.00
Paramedics/ Nurses/ Medical Students	RM150.00		RM200.00

Indicate if vegetarian meal is required:  Yes /  No

Enclosed cheque/Draft/Postal Order No. ....

for RM..... issued in favour of the “ **Persatuan Ultrasonik Perubatan Malaysia**”

Name of Account : **Persatuan Ultrasonik Perubatan Malaysia**

Account Number : **794-1-05752825**

Name of Bank : **Standard Chartered Bank**

Address of Bank : **Petaling Jaya**

Swift code : **SCBLMYKXXXX**

Signature ..... Date .....

*For further enquiries, please call:*

603-2615 5555 Ext: 6735, 6775, 6751 (AN Mahani, Sister Ooi, Dr. TP Baskaran)

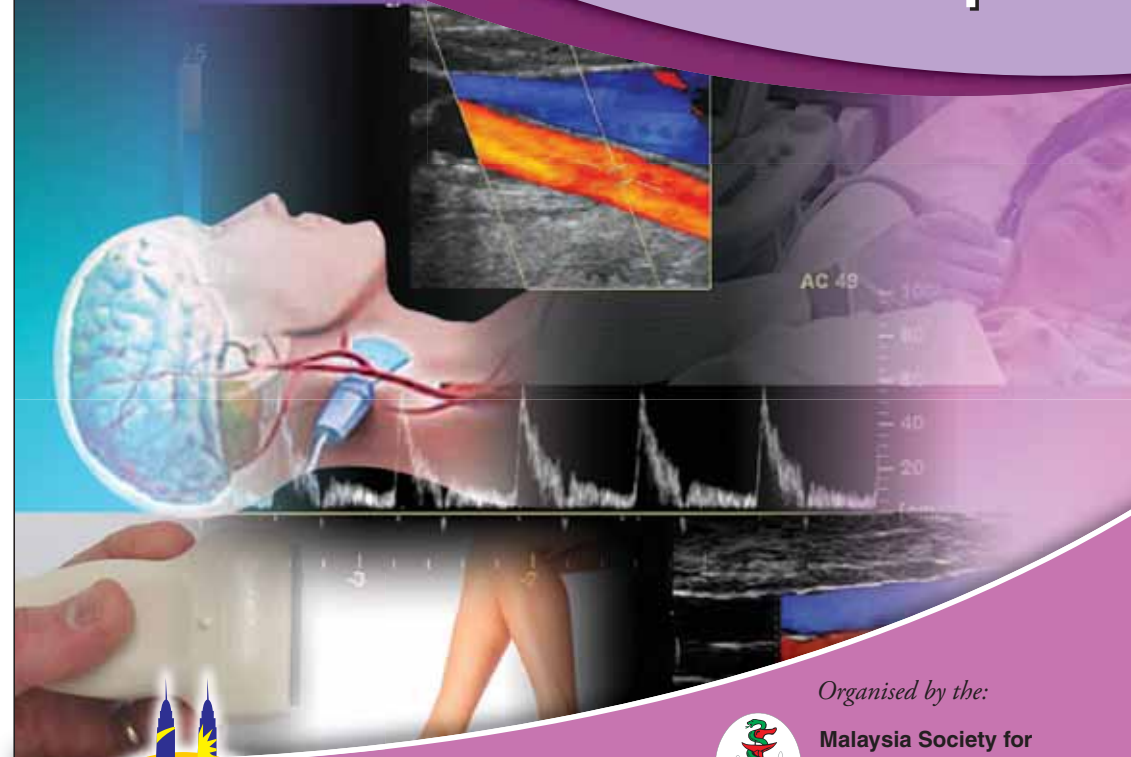
Limited seats, please register early with payment. Fax registration forms to: 603-2690 6741

# ULTRASOUND VASCULAR

- 29th October 2014 (Wednesday)
- University Malaya medical Centre (UMMC)  
South Tower (13th Floor)



## Pre Congress Workshop 1



Organised by the:



**Malaysia Society for  
Ultrasound in Medicine  
(MSUM)**



**Asian Federation Of  
Societies Of Ultrasound  
In Medicine**

# ULTRASOUND VASCULAR

## Programme

0830 - 0900	Registration
0900 - 0930	Basics of Doppler
0930 - 1000	Venous Doppler -Thromboses
1000 - 1030	Varicous veins - diagnosis and management
<b>1030 - 1100</b>	<b>TEA BREAK</b>
1100 - 1130	Lower limb artery Doppler
1130 - 1200	Carotid and vertebral arteries
1200 - 1230	Upper limb arteries and AV fistulas
1230 - 1300	Renal Doppler - Normal and transplanted kidney
<b>1300 - 1400</b>	<b>LUNCH</b>
1400 - 1630	Demo and case discussion

## Invited Speaker

**Dr. NitinChaubal**  
Consultant Sonologist  
Thane Ultrasound Centre  
Mumbai INDIA

**Dr.SudheerGokhale**  
Consultant Sonologist  
Gokhale Ultrasonography Clinic  
Indore INDIA

## About the Course

This is one of the three pre congress ultrasound workshops of the 11th Congress of the Asian Federation of Societies of Ultrasound in Medicine and Biology (AFSUMB). Vascular ultrasound is increasing being used by the physician to optimize patient care. Tips and trick is performing vascular scans will be illustrated extensively during this workshop. In addition, the role of vascular scans in management of various medical conditions will be highlighted in this one day programme.

This workshop is a combination of lectures and demo by the invited experts in this field. Lecture topics address basic principles of vascular ultrasound and its use in various parts of the body. Case illustration will be used to allow participants to understand the practical points.

### This will be a useful course for

- Medical Officers
- Radiology/ Medical Trainee
- Sonographers
- Family medicine specialists
- Vascular surgeons
- Physicians
- Radiologists

**Dr. Anushya Vijayanathan/ Amir Fuad**  
Workshop Organising Co- Chairpersons

## Organising Committee

Assoc. Prof. Dr. Anushya Vijayanathan  
Assoc. Prof. Dr. Roziah Muridan  
Dr. Mohammad Nazri Md Shah  
Dr. Raja Rizal Azman

Saadah Osman  
Leong Sook Sam  
Nevehtha Kunaratnam

# Registration Form

Name .....

Institution .....

Correspondence Address .....

Mobile ..... Fax .....

E-mail .....

Registration Fee:	Early Bird (Before 31st August 2014)	Till 25th October 2014	After 25th October 2014 or On site
Local Participant	RM150.00	RM200.00	RM250.00
Overseas Participant	USD70.00	USD100.00	USD125.00
Paramedics/ Nurses/ Medical Students	RM150.00		RM200.00

Indicate if vegetarian meal is required:  Yes /  No

Enclosed cheque/Draft/Postal Order No. ....

for RM..... issued in favour of the “ **Persatuan Ultrasonik Perubatan Malaysia**”

Name of Account : **Persatuan Ultrasonik Perubatan Malaysia**  
 Account Number : **794-1-05752825**  
 Name of Bank : **Standard Chartered Bank**  
 Address of Bank : **Petaling Jaya**  
 Swift code : **SCBLMYKXXXX**

Signature ..... Date .....

*For further enquiries, please call:*

603-2615 5555 Ext: 6735, 6775, 6751 (AN Mahani, Sister Ooi, Dr. TP Baskaran)

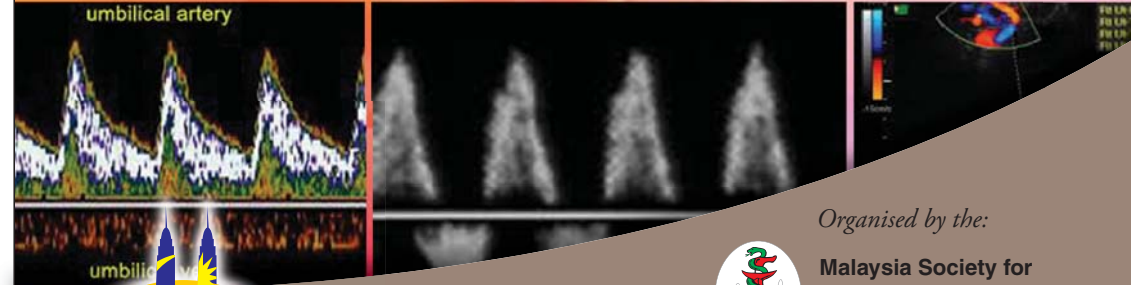
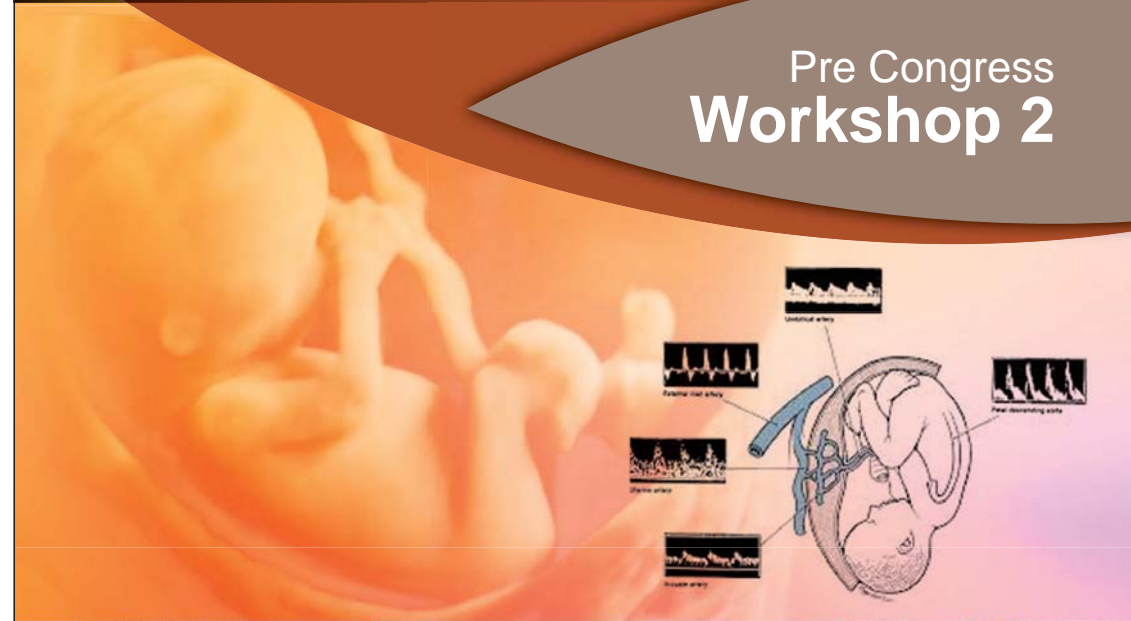
Limited seats, please register early with payment. Fax registration forms to: 603-2690 6741

# ULTRASOUND DOPPLER IN OBSTETRICS



- 29th October 2014 (Wednesday)
- Main Auditorium, Hospital Kuala Lumpur

## Pre Congress Workshop 2



Organised by the:



Malaysia Society for  
Ultrasound in Medicine  
(MSUM)



Asian Federation Of  
Societies Of Ultrasound  
In Medicine



# ULTRASOUND DOPPLER IN OBSTETRICS

## Programme

- 0700 - 0800 Registration  
0800 - 0845 Fundamentals of Doppler and Principles of Interpretation  
0845 - 0915 Feto-Placental Vascular Unit: Anatomical & Physiological Consideration  
0915 - 0945 Doppler in the first trimester: a reality check  
0945 - 1000 Q & A  
1000 - 1030 **TEA BREAK**  
1030 - 1130 Live Demo 1  
1130 - 1200 Doppler in IUGR : Techniques and Interpretation  
1200 - 1230 Case based discussion on Doppler  
1230 - 1300 Fetal Venous Doppler  
1300 - 1400 **LUNCH**  
1400 - 1430 Vascular anomalies in the fetus  
1430 - 1500 Doppler in Multiple Pregnancy  
1500 - 1530 Role of Colour Flow in Fetal Anomaly  
1530 - 1700 Live Demo 2

## Invited Speakers

### Dr. S Suresh

Consultant Sonologist  
Mediscan Prenatal Diagnostic and Fetal therapy Centre  
Chennai INDIA

### Dr. IndraniSuresh

Consultant Sonologist  
Mediscan Prenatal Diagnostic and Fetal therapy Centre  
Chennai INDIA

### Dr. ShantalaVadeyar

Consultant  
Feto-Maternal Medicine  
KokilabenDhirubhaiAmbani Hospital  
Mumbai INDIA

## About the Course

This is one of the three pre congress ultrasound workshops of the 11th Congress of the Asian Federation of Societies of Ultrasound in Medicine and Biology (AFSUMB). Doppler ultrasound is increasing being used by the obstetrician to optimize fetal outcome in growth restricted fetus. This will be illustrated extensively during this workshop. In addition, the role of Doppler in other areas of obstetrics will be highlighted in this one day programme.

This workshop is a combination of lectures and demo by the invited experts in this field. Lecture topics address basic principles of Doppler and its role in the management of high risk pregnancies. Case illustration will be used to allow participants to understand the practical points.

### This will be a useful course for

- Medical Officers
- Family Medicine Specialist
- O & G Trainee
- Sonographers
- Nursing Staff doing scans
- O & G Post graduate trainees
- O & G Specilaist

**Dr. T P Baskaran / Dr. R Ramadas**  
Workshop Organising Co- Chairpersons

## Organising Committee

Dr. R Ramadas  
Dr. Loh Huey Wen  
Sister Ooi Soh Kin  
PPP Wan Khairuzan  
KUP Rohani Bt Kasim  
JT Aishah Yong

JT Noraziah Bt Majid  
JT Emy Husna Bt Siha  
JM Mahani Bt Adnan  
JM Norita Bt Mohmed  
JM Nurazlina Bt Shaffie

# Registration Form

Name .....

Institution .....

Correspondence Address .....

Mobile ..... Fax .....

E-mail .....

Registration Fee:	Early Bird (Before 31st August 2014)	Till 25th October 2014	After 25th October 2014 or On site
Local Participant	RM150.00	RM200.00	RM250.00
Overseas Participant	USD70.00	USD100.00	USD125.00
Paramedics/ Nurses/ Medical Students	RM150.00		RM200.00

Indicate if vegetarian meal is required:  Yes /  No

Enclosed cheque/Draft/Postal Order No. ....

for RM..... issued in favour of the “ **Persatuan Ultrasonik Perubatan Malaysia**”

Name of Account : **Persatuan Ultrasonik Perubatan Malaysia**  
 Account Number : **794-1-05752825**  
 Name of Bank : **Standard Chartered Bank**  
 Address of Bank : **Petaling Jaya**  
 Swift code : **SCBLMYKXXXX**

Signature ..... Date .....

*For further enquiries, please call:*

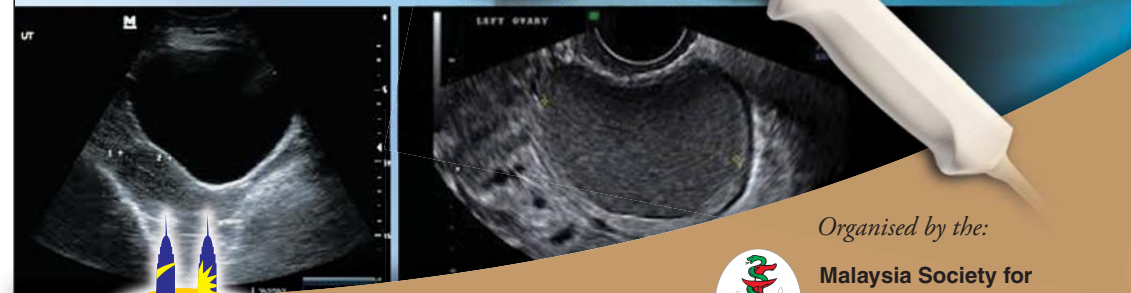
603-2615 5555 Ext: 6735, 6775, 6751 (AN Mahani, Sister Ooi, Dr. TP Baskaran)  
 Limited seats, please register early with payment. Fax registration forms to: 603-2690 6741

# ULTRASOUND GYNAECOLOGY

- 29th October 2014 (Wednesday)
- Auditorium Hospital Ampang



## Pre Congress Workshop 3



Organised by the:



Malaysia Society for  
Ultrasound in Medicine  
(MSUM)



Asian Federation Of  
Societies Of Ultrasound  
In Medicine

# ULTRASOUND GYNAECOLOGY



## Programme

0700 - 0800	Registration
0800 - 0900	Transabdominal vs Transvaginal scans
0900 - 0930	The uterus: normal and common anomalies
0930 - 1000	Assessment of the ovaries
<b>1000 - 1030</b>	<b>TEA BREAK</b>
1030 - 1130	Live Demo 1
1130 - 1200	Uterine pathology
1200 - 1230	Ovarian Pathology
1230 - 1300	Scanning the Cervix
<b>1300 - 1400</b>	<b>LUNCH</b>
1400 - 1500	Live Demo 2
1500 - 1530	Pathology of the adnexae
1530 - 1600	The acute pelvis
1600 - 0800	Live Demo 3

## Invited Speakers

**Dr. Jyothi Chaubal**  
Consultant Sonologist  
Thane Ultrasound  
Mumbai INDIA

**Dr. Mala Sibai**  
Consultant Sonologist  
Manipal Hospital  
Bangalore INDIA

**Dr. G. Nithyakalyani**  
Consultant Sonologist  
Medican Systems  
Chennai INDIA

## About the Course



This is one of the three pre congress ultrasound workshops of the 11th Congress of the Asian Federation of Societies of Ultrasound in Medicine and Biology (AFSUMB). Ultrasound is increasingly being used by the gynaecologist to optimize patient care. Yet, the number of workshops in gynaecology is by and large uncommon. This course is intended to fulfill the need.

This workshop is a combination of lectures and demo by the invited experts in this field. Lecture topics address basic imaging issues of the female reproductive organ as well as common pathologies. The demos will highlight points emphasized during the lectures.

### This will be a useful course for

- Medical Officers
- Family Medicine Specialist
- O & G / Radiology Trainee
- Sonographers
- Nursing Staff doing scans

**Dr. TP Baskaran/ Dr. G Muralitharan**  
Workshop Organising Co- Chairpersons

## Organising Committee

Dr. G Muralitharan  
Dr. Sharmina Kamal Shamsul Kamal  
Dr. Lee Lin Ing  
Dr. Phon Su Ee

Dr. Wang Pei Yoke  
Dr. Kirshanti d/o Purushothman  
Dr. Nik Nordina Nik Mohd Nasri





# AFSUMB 2014

Kuala Lumpur, Malaysia

The 11th Congress of the Asian Federation of Societies for Ultrasound  
in Medicine and Biology

## “Clinical Excellence with Ultrasound”

**29<sup>th</sup> Oct 2014** (PRE CONGRESS WORKSHOPS)  
• University Malaya Medical Centre • Hospital Kuala Lumpur • Hospital Ampang

**30<sup>th</sup> Oct - 1<sup>st</sup> Nov, 2014**  
• Kuala Lumpur Convention Centre (KLCC)

### REGISTRATION FORM

#### Section A : Personal Details

Title	Prof/ Assoc Prof/ Dato'/ Datuk/ Dr/ Mr/ Mrs/ Ms
Designation	Nurse / Specialist / Consultant/ Student/ Others
Name	
Correspondence Address	
Email	
Tel/ Mobile & Fax	

#### Section B : Pre-Congress Workshops (29<sup>th</sup> October 2014)

Pre Congress Workshop	Registration Fee Pre Congress	Early Bird ( Before 31/07/14)	Till 25/10/14	After 25/10/14 or On site
Vascular (UMMC)	Local Participant	RM 200	RM 250	RM 300
	International Participant	USD 100	USD 125	USD 150
	Paramedic/ Students ( Local )	RM 200		RM 250
Obstetric Doppler (HKL)	Local Participant	RM 150	RM 200	RM 250
	International Participant	USD 75	USD 100	USD 125
	Paramedic/ Students ( Local )	RM 150		RM 200
Ultrasound in Gynaecology (Hospital Ampang)	Local Participant	RM 150	RM 200	RM 250
	International Participant	USD 75	USD 100	USD 125
	Paramedic/ Students ( Local )	RM 150		RM 200

#### Section C : Main Congress Fee (30th October – 1<sup>st</sup> November 2014)

	Early Bird ( Before 31/07/14)	Till 25/10/14	After 25/10/14 or On site
Local Participant	RM 750	RM 900	RM 1200
International Participant	USD 350	USD 400	USD 500
Paramedic/ Medical Students (Local)	RM 750		RM 900
Accompanying Person	RM 750 ( Local ) / USD 300 ( Overseas )		

#### Section D : Social Programme

Opening Ceremony ( 30/10/14 , Thursday)	Yes / No
Gala Dinner Ticket ( 31/10/14, Friday )	RM50.00/ USD15.00

#### Section E : Payment

Pre Congress Registration	RM	Payment may be made via Cheque, Bank Draft, Postal/Money Order, Direct Bank-in, Online Transfer or Telegraphic Transfer. Kindly submit proof of payment together with Registration Form if remittance is via Direct Bank-in, Online Transfer or Telegraphic Transfer.
Main Congress Registration	RM	
Gala Dinner Ticket	RM	
<b>Total</b>	<b>RM</b>	
Nama Of Account: Persatuan Ultrasonik Perubatan Malaysia		
Account No : 794-1-05752825		
Bank Name : Standard Chartered		
Bank Address : Petaling Jaya		
Swift Code : SCBLMYKX		

#### Section F : Other Requirement

Vegetarian	Yes / No
------------	----------

Signature :	Date :
-------------	--------

Malaysia Society Of Ultrasound In Medicine, Department of Biomedical Imaging, Faculty of Medicine, University of Malaya, Lembah Pantai, 59100 Kuala Lumpur, Malaysia

Website : [www.afsumb2014.com](http://www.afsumb2014.com)  
E-mail : [afsumb2014@gmail.com](mailto:afsumb2014@gmail.com)  
Please fax form to 03 2690 6775